



Spacious Ranch

117 Queen Anne Drive Slidell LA 70460

\$270,000



5 Bedrooms



2 Baths



Floors: 1



2187 Square Feet

Loan Programs	Conventional 30 Year Fixed	FHA 30 Year Fixed	USDA 30 Year Fixed	VA 30 Year Fixed
Down Payment %	20%	3.5%	0%	0%
Down Payment	\$54,000	\$9,450	\$0	\$0
Loan Amount	\$216,000	\$265,110	\$270,000	\$275,805
Interest Rate	7.125%	6.750%	6.750%	6.750%
APR	7.357%	7.986%	6.749%	6.976%
Principal & Interest	\$1,455	\$1,720	\$1,751	\$1,789
Real Estate Taxes	\$230	\$230	\$230	\$230
Hazard Insurance	\$300	\$300	\$300	\$300
MI/PMI	\$0	\$185	\$0	\$0
Condo/Coop/HOA	\$0	\$0	\$0	\$0
Total Mo. Payment	\$1,985	\$2,435	\$2,281	\$2,319

All figures are estimates and subject to change at any time. See below for additional disclosures.



Amanda Beltran
 Realtor
 Office: (985) 326-1833
 amandabeltranrealtor@gmail.com
 www.leilaperezrealty.com
 Leila Perez Realty LLC
 1527 Gause Blvd. Suite 63
 Slidell, LA 70458



Debra Macaluso
 NMLS ID# 1456946
 Loan Officer
 Office: (985) 590-6355
 Cell: (985) 302-1902
 debra.macaluso@summitfunding.net
 http://www.summitfunding.net/dmacaluso
 Summit Funding, Inc.
 106 Park Place, Suite 303
 Covington, LA 70433



LEILA PEREZ REALTY



The Commute



Average commute to work takes

29
MINUTES



Driving Solo
78%



Public Trans
0%



Carpool
8%



Motorcycle
0%




Walking
0%



Bicycle
0%

People



Median Age: **40**
 Married People: **47%**
 Average Household Size: **2.62**
 Households w/Children: **35%**
 Population of Area: **22,385**



Cost of Living



Overall Cost of Living
Compared to National Average

87%



Education
80%



Entertainment
81%



Food/Beverages
89%



Healthcare
86%



Home
85%



Utilities
93%

Schools

Bayou Woods Elementary School

PREK - 3RD GRADE

35614 Liberty Dr, Slidell, LA

Carolyn Park Middle School

4TH GRADE - 6TH GRADE

35708 Liberty Dr, Slidell, LA

Slidell Junior High School

7TH GRADE - 8TH GRADE

333 Pennsylvania Ave, Slidell, LA

Slidell High School

9TH GRADE - 12TH GRADE

1 Tiger Dr, Slidell, LA

There are also **39 Private Schools** within a **20** mile radius.

Data is derived from many original sources including but not limited to public records, the census bureau, and local municipalities/school districts. Data is deemed accurate but not warranted.

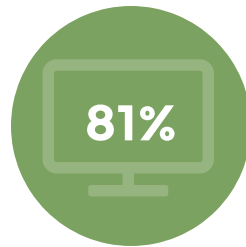
COST OF LIVING

IN YOUR NEIGHBORHOOD



Education

The costs associated with books, supplies, college, high school, elementary school and preschool tuition.



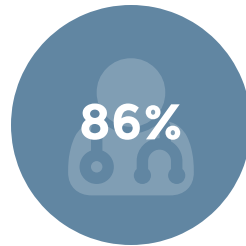
Entertainment

The costs associated with fees and admissions to clubs, movies and sporting events, television services, musical instruments, recreation and exercise equipment, and hobbies.



Food/Beverages

The costs associated with food at home, food away from home, restaurants, catered affairs, non-alcoholic and alcoholic beverages.



Healthcare

The costs associated with health care including: health insurance, medicare payments, medical services, prescription and non-prescription drugs and medical supplies.



Household Operations

Childcare and preschools. Also includes other household expenses like: housekeeping services and supplies, lawn care services, home security, pest control, appliance repair and rental as well as other household products and postage.



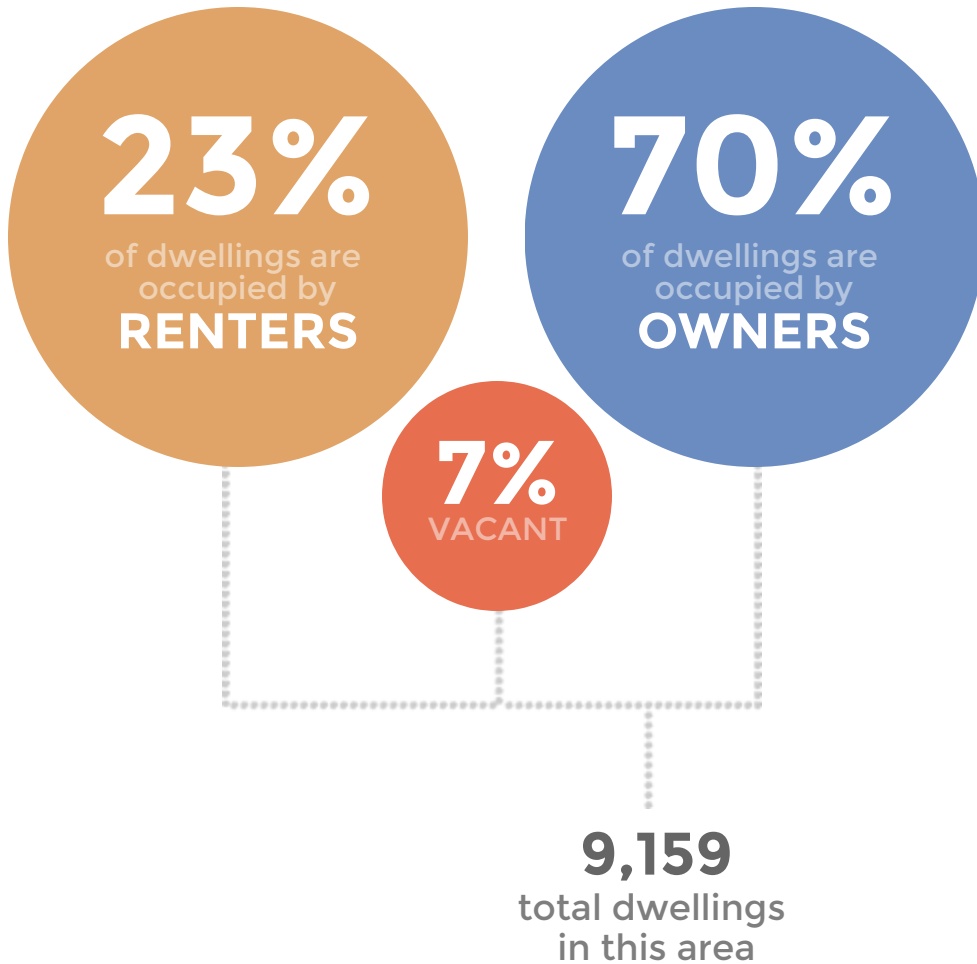
Utilities

The costs associated with utilities, fuels and public services including: natural gas, electricity, fuel oil, telephone services, water and sewerage, trash and garbage collection and septic tank cleaning.



RENT VS. OWN

IN YOUR NEIGHBORHOOD



Did you know that the concentration of renters in a neighborhood can impact property values?

Generally, a low concentration of renters and a higher percentage of owners is best for rising values.



SCHOOLS

IN YOUR NEIGHBORHOOD



PK-3

Bayou Woods Elementary School

35614 Liberty Dr, Slidell, LA 70460

283

STUDENTS
ENROLLED

12

STUDENTS
PER TEACHER

57

STUDENTS
PER GRADE

Distance from Address: 0.25 Miles

4-6

Carolyn Park Middle School

35708 Liberty Dr, Slidell, LA 70460

225

STUDENTS
ENROLLED

14

STUDENTS
PER TEACHER

75

STUDENTS
PER GRADE

Distance from Address: 0.3 Miles

7-8

Slidell Junior High School

333 Pennsylvania Ave, Slidell, LA 70458

664

STUDENTS
ENROLLED

18

STUDENTS
PER TEACHER

332

STUDENTS
PER GRADE

Distance from Address: 1.76 Miles

9-12

Slidell High School

1 Tiger Dr, Slidell, LA 70458

1,548

STUDENTS
ENROLLED

17

STUDENTS
PER TEACHER

387

STUDENTS
PER GRADE

Distance from Address: 1.99 Miles